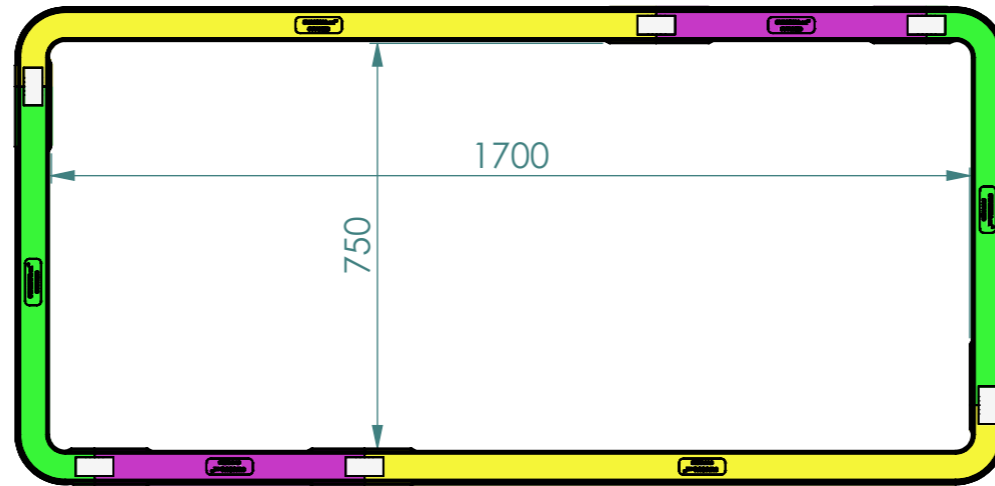
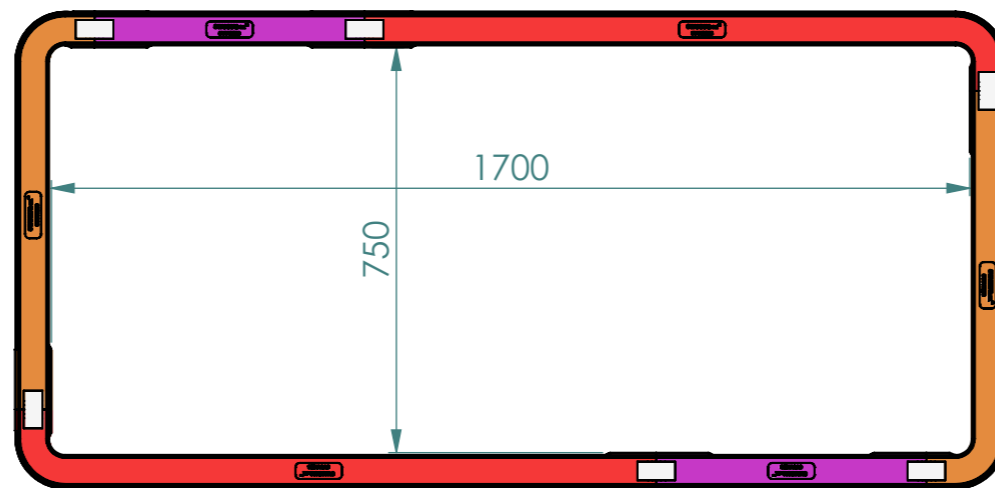


Ultima Connect Peg  
CPULCS-FPV1



### 1700x750mm Left Hand Riser Section

PART NUMBER	DESCRIPTION	QTY
CPUCHS-11200080-00LH	1200mm Left Hockey Stick	2
CPUCHS-06700080-00LH	750mm Left Hockey Stick	2
CPUCSW-0500	500mm Straight	2
CPULCS-FPV1	Ultima Connect Peg	6



### 1700x750mm Right Hand Riser Section

PART NUMBER	DESCRIPTION	QTY
CPUCHS-11200080-00RH	1200mm Right Hockey Stick	2
CPUCHS-06700080-00RH	750mm Right Hockey Stick	2
CPUCSW-0500	500mm Straight	2
CPULCS-FPV1	Ultima Connect Peg	6



Copyright of Cubis. No part of this document may be communicated, copied or used without prior permission of Cubis.

www.Cubis-Systems.com

Date	18/08/17
Drawn	CB
Appr.	.

Third Angle Projection	
Weight	. kg

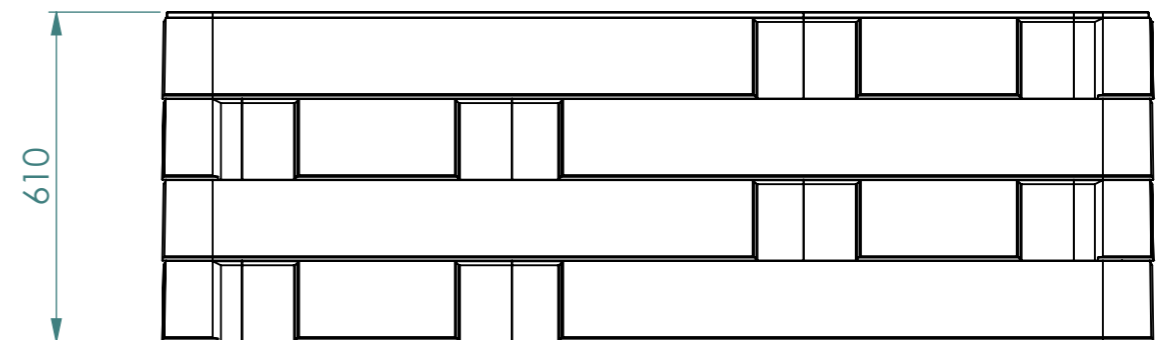
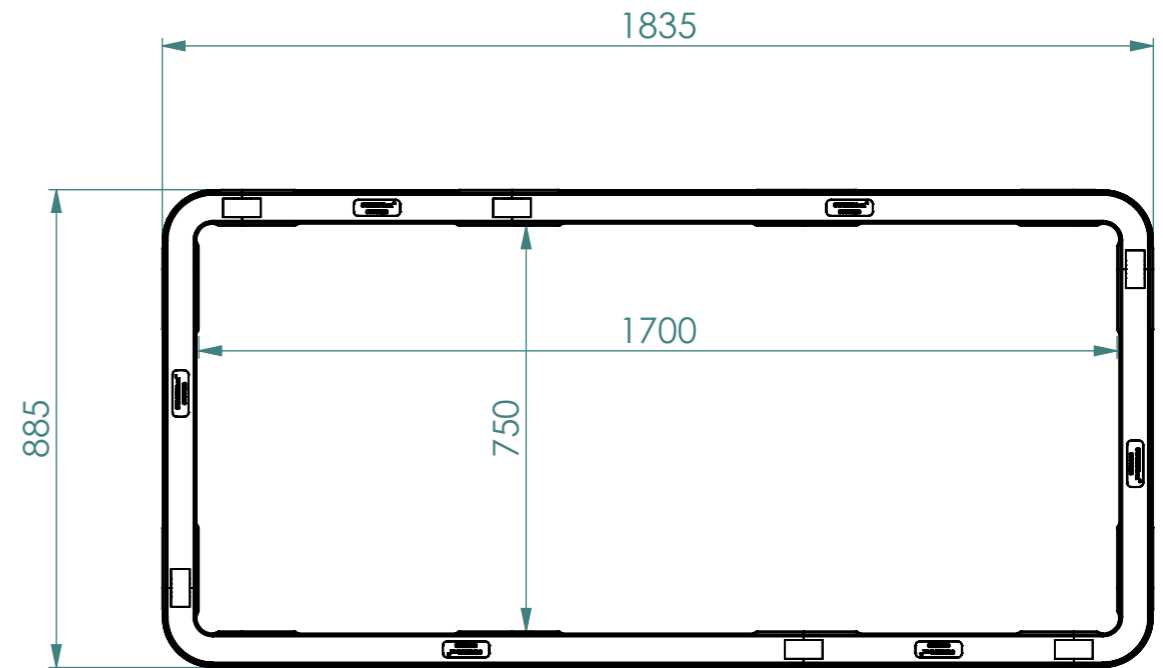
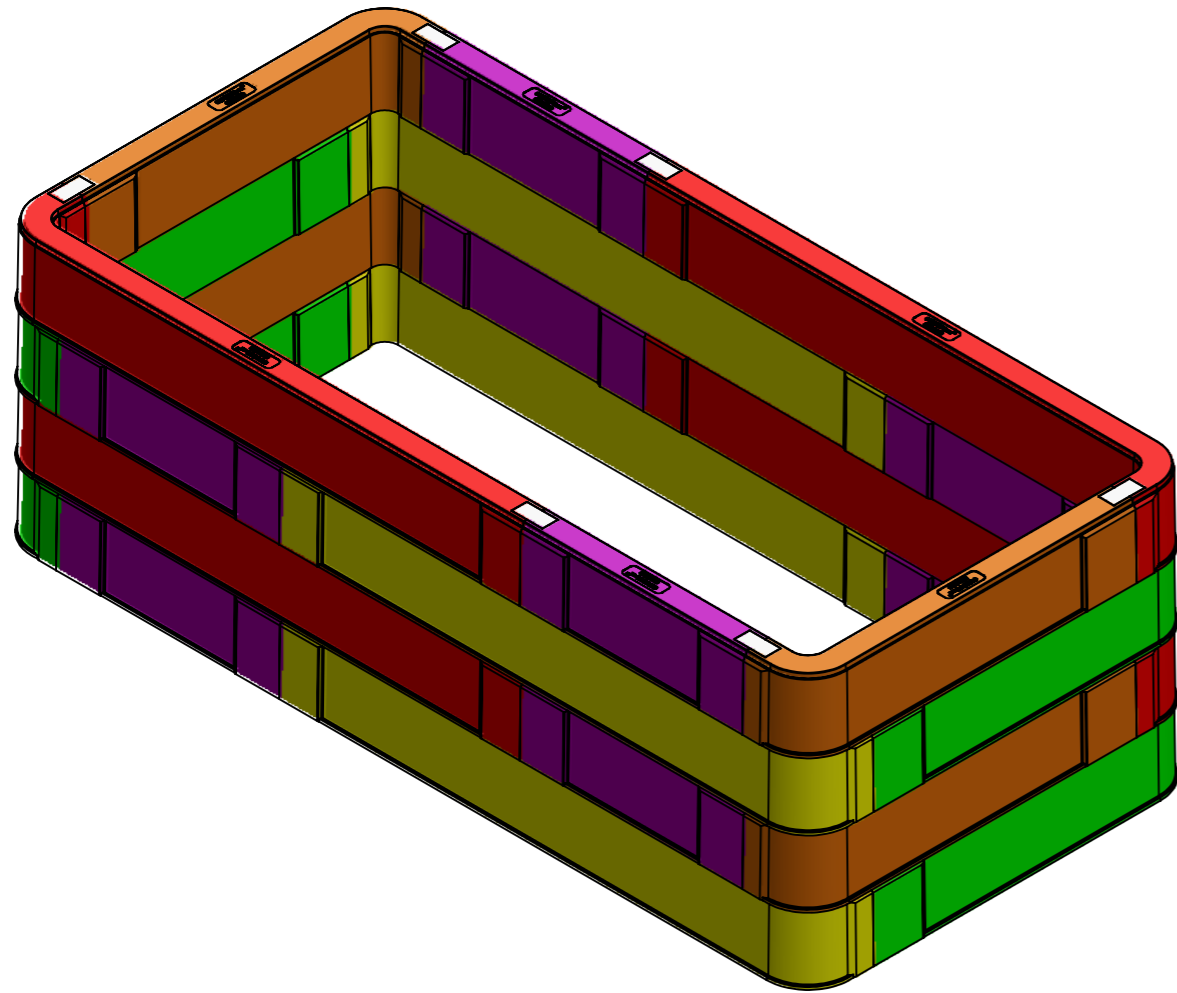
Material	N/A
Finish	N/A
Tolerance unless Otherwise Stated	+1,-1

DIMS	mm
------	----

TITLE 1700x750mm Ultima Connect Riser Build Details

SIZE	A3
DWG NO	-
SHEET 1 OF 2	
REV	-

Rev	Date	Revision History: Description	Drwn	Appr
.	--/--/--	.	.	.
.	--/--/--	.	.	.
.	--/--/--	.	.	.
.	--/--/--	.	.	.



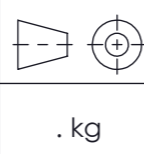
When building up a chamber alternate between left hand and right hand riser sections.



Copyright of Cubis. No part of this document may be communicated, copied or used without prior permission of Cubis.  
www.Cubis-Systems.com

Date 18/08/17  
Drawn CB  
Appr. .

Third Angle Projection  
Weight . kg



Material N/A  
Finish N/A  
Tolerance unless Otherwise Stated +1,-1  
DIMS mm

TITLE 1700x750x600mm  
Ultima Connect Chamber  
SIZE A3  
DWG NO -  
SHEET 2 OF 2  
REV -

Rev	Date	Revision History: Description	Drwn	Appr
.	--/--/--	.	.	.
.	--/--/--	.	.	.
.	--/--/--	.	.	.
.	--/--/--	.	.	.