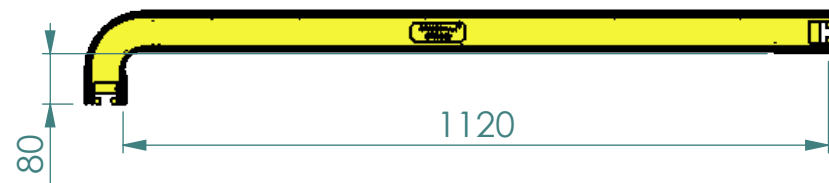
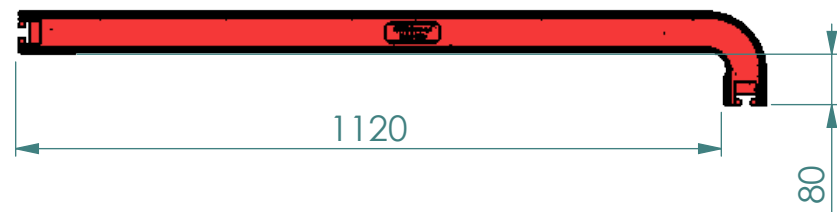


1200mm Left Hockey Stick
CPOCHS-11200080-00LH



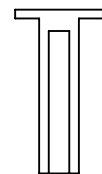
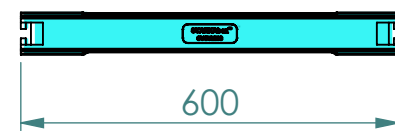
1200mm Right Hockey Stick
CPOCHS-11200080-00RH



1000mm Straight
CPUCSW-1000

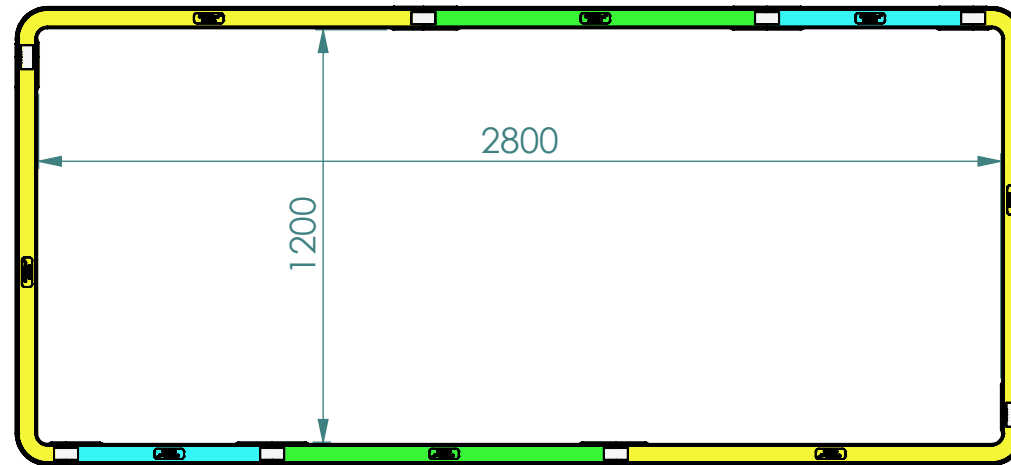


600mm Straight
CPUCSW-0600



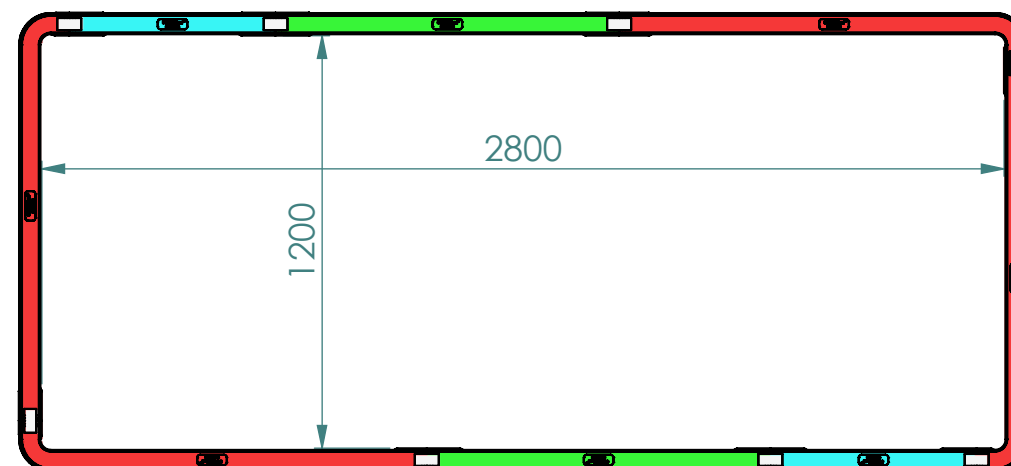
Ultima Connect Peg
CPULCS-FPV1

**2800x1200mm
Left Hand Riser Section**



| PART NUMBER | DESCRIPTION | QTY |
|----------------------|--------------------------|-----|
| CPOCHS-11200080-00LH | 1200mm Left Hockey Stick | 4 |
| CPUCSW-1000 | 1000mm Straight | 2 |
| CPUCSW-0600 | 600mm Straight | 2 |
| CPULCS-FPV1 | Ultima Connect Peg | 8 |

**2800x1200mm
Right Hand Riser Section**



| PART NUMBER | DESCRIPTION | QTY |
|----------------------|---------------------------|-----|
| CPOCHS-11200080-00RH | 1200mm Right Hockey Stick | 4 |
| CPUCSW-1000 | 1000mm Straight | 2 |
| CPUCSW-0600 | 600mm Straight | 2 |
| CPULCS-FPV1 | Ultima Connect Peg | 8 |

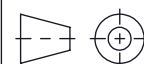


Copyright of Cubis. No part of this document may be communicated, copied or used without prior permission of Cubis.

www.Cubis-Systems.com

| | |
|-------|----------|
| Date | 06/12/16 |
| Drawn | C BURKE |
| Appr. | . |

Third Angle Projection

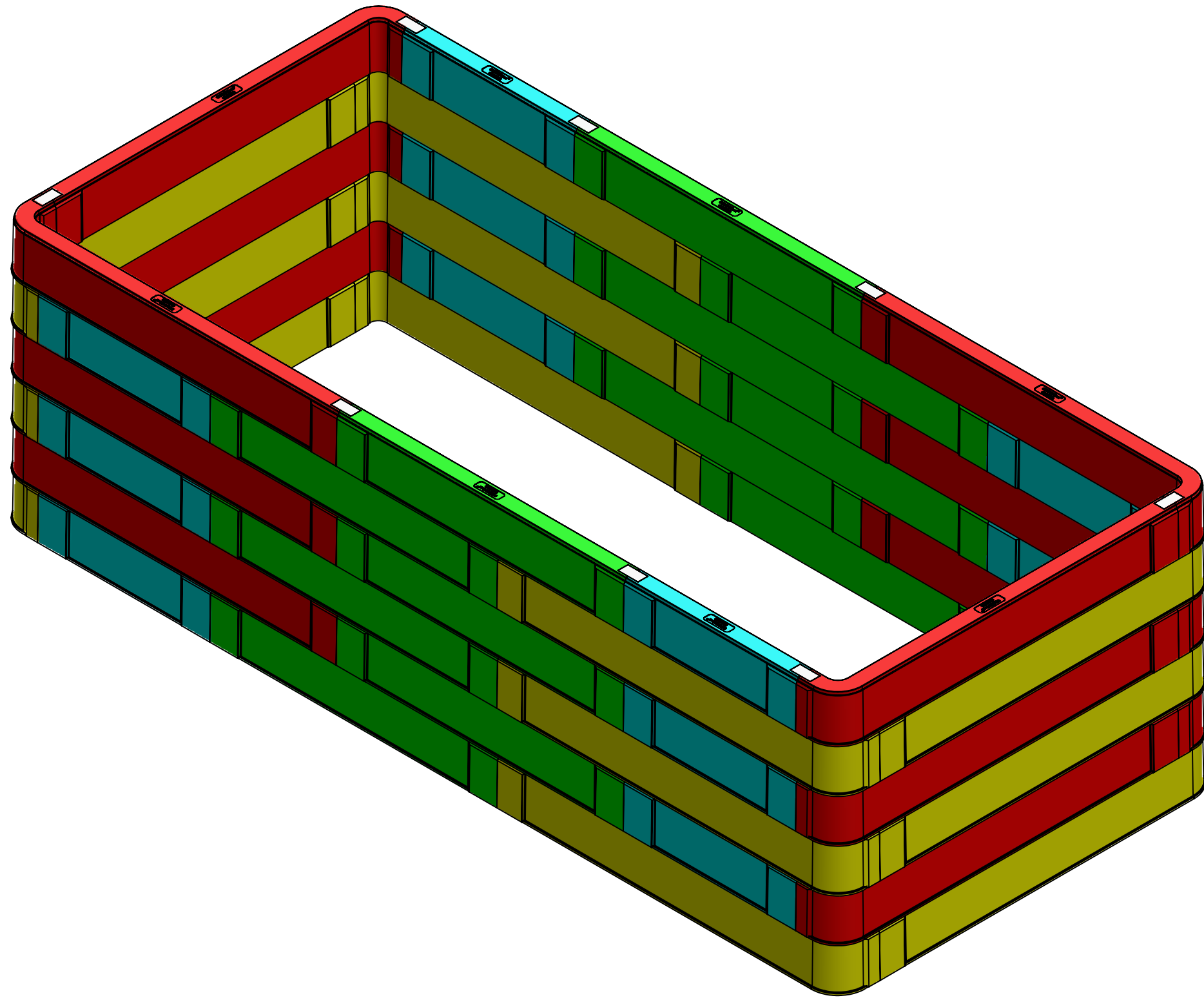


| | | |
|-----------------------------------|-------|----|
| Material | N/A | |
| Finish | N/A | |
| Tolerance unless Otherwise Stated | +1,-1 | mm |

TITLE 2800x1200mm Ultima Connect Riser Build Details

| | | | |
|------|--------|--------------|-----|
| SIZE | DWG NO | SHEET 1 OF 2 | REV |
| A3 | - | - | - |

| Rev | Date | Description | Drwn | Appr |
|-----|-------|-------------|------|------|
| . | --/-- | . | . | . |
| . | --/-- | . | . | . |
| . | --/-- | . | . | . |
| . | --/-- | . | . | . |

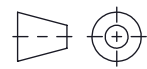


Copyright of Cubis. No part of this document may be communicated, copied or used without prior permission of Cubis.

www.Cubis-Systems.com

Date 05/12/16
 Drawn C BURKE
 Appr. .

Third Angle Projection
 Weight . kg



Material GRP
 Finish N/A
 Tolerance unless Otherwise Stated +1,-1
 DIMS mm

TITLE 2800x1200x900mm
 Ultima Connect Chamber
 SIZE A3
 DWG NO -
 SHEET 2 OF 2
 REV -

| Rev | Date | Revision History: Description | Drwn | Appr |
|-----|-------|-------------------------------|------|------|
| . | --/-- | . | . | . |
| . | --/-- | . | . | . |
| . | --/-- | . | . | . |
| . | --/-- | . | . | . |