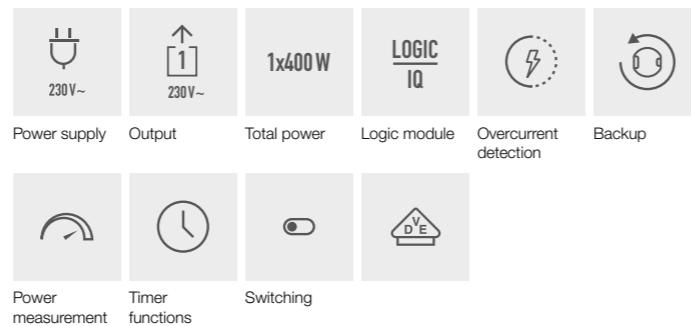


frogAct1-0

Multifunktionellt ställdon med 1st kanal för koppling av belysning eller andra laster (230 V ~). Med komfort- och timerfunktioner, effektmätning och kortslutningsdetektering. (1x 400 W @ 230 V~).



Technical Data

Category

Article designation	frogAct1-0
Article number	A1-0-400.01
Assembly type	Recess-mounted (in device socket according to DIN 49073)

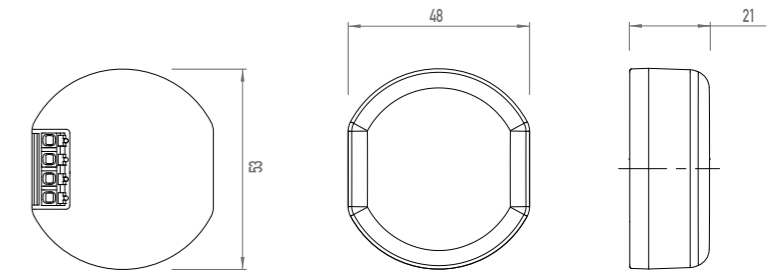
Functions and power

Inputs	0
Outputs	1 (AC 110–240 V ~)
Outputs can be dimmed	No
Minimum Load LED	3 W
Maximum Power per output	400 W/400 VA (220–240 V~) 200 W/200 VA (110–219 V~)
Suitable loads	Light bulb load, electronic transformer, inductive load, (no motor load)
Output modes	Switch
Protection category	Conforms to IP20
Integrated logic module	Yes
Integrated configuration backup	Yes
Comfort and timer functions	Yes
Power measurement	Yes
Short circuit detection and notification	Yes

frogAct1-0

Dimensions and weight

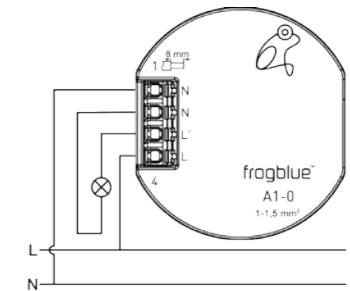
Dimensions (L x B x H): 53 x 48 x 21 mm
Weight: 30 g



Connection example:

Socket depth min. 53 mm for installation behind switch insert
rec. 63 mm for installation behind switch insert

Individual installation is necessary for shallow depths.



Electricity supply

Mains voltage	AC 110–240 V ~
Mains frequency	50 / 60 Hz
Stand-by consumption	< 220 mW

Network

WLAN	No
Bluetooth	Bluetooth 4.2 Low Energy
Frequency range	2400–2483.5 MHz maximum 4.1 dBm
Typical radio open field range	30 metres

Operation and storage

Ambient temperature	-25 °C to +50 °C
Storage temperature	-25 °C to +70 °C
Air humidity (during operation)	(Non-condensing)

Power connection

Contact type	ε, MOFSET
Connection options	230 V~ - bell, lamps, etc.
Connection type	Spring-type terminal (single wire)
Wire cross section	1–1.5 mm ² (rigid conductor recommended)
Stripping length	8 mm

Packaging

Packaging size	1 unit
EAN 1 unit	4260578530163
Packaging dimensions (L x W x H) 1 unit	75 x 30 x 75 mm
Weight including packaging 1 unit	50 g

Note

A relay module (e.g. frogRelay2-2, frogRelay2-2-PF) must be utilised to control motor loads (e.g. roller shutter motor).

frogblue_Data_EN_1-21_A1-0-400.01 01.21

Subject to change.
Electrical equipment may be installed and fitted only by qualified electricians.

Further information
www.frogblue.com.

